



ERETMOCERUS-SYSTEM

Eretmocerus eremicus

Female wasps will lay their eggs under the whitefly larvae (ectoparasitoid). *Eretmocerus* can develop in any larval stage of the whitefly, but prefers the second and early third stage. If an egg is laid in the first larval stage, a developmental arrest occurs and will last until the whitefly larva has reached the second larval stage. When the egg hatches, the larva will enter the host. It will pupate inside the host and turn the whitefly pupae into a beige/light brown color. A new adult emerges through a round exit hole at the back of the pupa. One female can parasitize around 150 whitefly larvae.

Product Specifications

| Commercial name | Specifications |
|-------------------------------------|--|
| Eretmocerus-System - 10K (on cards) | <ul style="list-style-type: none"> • 100 pupae / card; 100 cards • 10,000 pupae / box |
| Eretmocerus-System - 10K (loose) | <ul style="list-style-type: none"> • 100 ml bottle: 10,000 pupae / bottle • Carrier: sawdust |

Storage

Use immediately upon receipt. If not possible, product can be briefly stored at 43-46°F (6-8°C).

Rates

| Mode | Dosage | Area | Repeat |
|---------------|---------------------------|--------------------------------------|------------------------|
| Preventative | 1.5-6 ind./m ² | Full Field On leaves or in plants | Weekly |
| Low curative | 6-10 ind./m ² | Hotspots and surroundings | Weekly Min. 3 times |
| High curative | 10-15 ind./m ² | Hotspots and surroundings | Weekly Min. 3 times |

Features

- Ectoparasitoid that controls greenhouse and Bemisia whiteflies
- Effective at high temperatures
- Less sensitive to pesticides than other parasitic wasps against whitefly
- Hostfeeds as an additional control measure

Targets

- Greenhouse whitefly (*Trialeurodes vaporariorum*)
- Tobacco whitefly (*Bemisia tabacci*)

Crops

- Vegetables / Herbs
- Ornamentals
- Soft fruit
- Cannabis / Hemp



ERETMOCERUS-SYSTEM

Instructions

Timing

Eretmocerus-System can be used preventatively. When whitefly larvae are detected, increase the dosage rate in line with pest density. It is recommended to combine the use of Eretmocerus-System with Encarsia-System.

Release method




Loose pupae

Gently rotate the bottle horizontally to ensure homogeneous distribution. Pupae can be spread very easily in the crop, either on the leaves, directly on top of slabs or using a Bio-Box. It is very **IMPORTANT** to distribute the pupae on a dry surface avoiding direct sunlight.

Cards

- Fold the cards back and forth (2-3 times) on the vertical perforation.
- Tear the cards apart carefully to avoid crushing the exposed pupae. The pupae are attached to the circle on the surface of the card.
- Hang cards on plants or from the rim of pots with the pupae facing towards the plant, out of direct sunlight and sprays.
- Distribute the cards evenly throughout the area you wish to treat.

Life cycle and appearance

| Egg | Pupa of parasitized whitefly | Adult |
|---|--|--|
| <ul style="list-style-type: none">• Eggs are hard to see and will require to flip the larva• Duration: 2-4 days⁽¹⁾ <p>Note: Picture shows a non-parasitized whitefly</p>  | <ul style="list-style-type: none">• Wasp larva passes through three instars inside the host• Whitefly pupae that have been parasitized appear beige in color• Round exit hole visible when the adult emerges• Larval & pupal stage duration: 12 days⁽¹⁾  | <ul style="list-style-type: none">• Pale yellow color with green eyes• Clubbed antennae• 1 mm long• One female lays 5-15 eggs/day⁽²⁾• Lifespan: 6-12 days⁽¹⁾  |

⁽¹⁾At an average temperature of 77°F (25°C). ⁽²⁾Depending on the whitefly species.

